

Single Color Wall Mounted PWM Controller

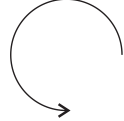
09.2202P.04703



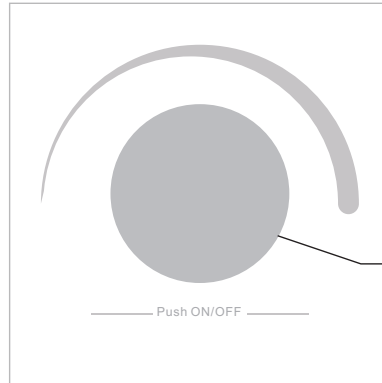
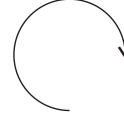
Important: Read All Instructions Prior to Installation

Function introduction

Rotate the knob counterclockwise to decrease light intensity from 100% to 1%.

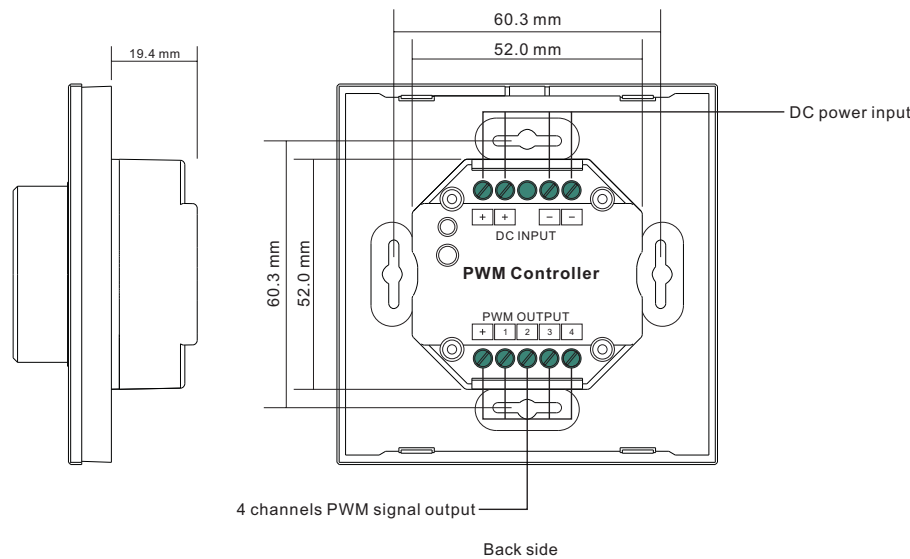


Rotate the knob clockwise to increase light intensity from 1% to 100%.



Click the rotary knob to switch ON/OFF light

Front side



Product Data

Output Signal	4x5A PWM signal
Power Supply	12-24VDC
Power consumption	200 mA
Operating temperature	0-40°C
Relative humidity	8% to 80%
Dimensions	86x86x41.6mm

- Rotation sensitive
- Glass interface(white & black)
- 4 channels PWM Signal output
- Control single color
- Waterproof grade: IP20

Safety & Warnings

- DO NOT install with power applied to device.
- DO NOT expose the device to moisture.

Wiring diagram

